

Skillment



Environmental Studies

WORKBOOK



PMP Planet[®]
Multimedia Publishers
The Ultimate Resource

PM PUBLISHERS PVT. LTD.

Skillment Environmental Studies Workbook – FS 3 (UKG)

PMP Editorial Team

© 2022 by PM Publishers Pvt. Ltd.

All rights reserved. No part of this publication may be reproduced, stored in a retrieval system, transmitted or utilised in any form or by any means, electronic or mechanical, including photocopying, recording or otherwise, without the prior written permission of the publisher, or as expressed by law, or under terms agreed with the appropriate Reprographics Rights Organization(s).

This book is sold subject to the condition that it shall not, by way of trade or otherwise, be lent, resold, hired out, or otherwise circulated in any form of binding or cover other than that in which it is published, without the prior written permission of its copyright holder.

ISBN : 978-93-94820-62-3

First Edition : 2023

Price : ₹ 155/-

Printed at :

Published in India by :


The Ultimate Resource

PM PUBLISHERS PVT. LTD.

C-55, Sector-65, NOIDA, Gautam Budh Nagar-201301 (U.P.), India

Ph.: 0120-4300130-33, Mob.: 9540990177

E-mail: info@pmpublishers.in

URL: www.pmpublishers.in

Preface

With a vision of making quality education accessible to all from the Foundational Stage to Secondary Stage of schooling, the **National Education Policy (NEP) 2020** has issued a new pedagogical and academic structure. The new pedagogical and academic structure has been divided into four stages as mentioned below:

Foundational Stage (5 years): Nursery, LKG, UKG, Std. 1 and Std. 2	(3-8 years)
Preparatory Stage (3 years): Std. 3, Std. 4 and Std. 5	(8-11 years)
Middle Stage (3 years): Std. 6, Std. 7 and Std. 8	(11-14 years)
Secondary Stage (4 years): Std. 9, Std. 10, Std. 11 and Std. 12	(14-18 years)

In the new 5+3+3+4 structure, a strong base of **Early Childhood Care and Education (ECCE)** from age 3 is also included.

The overall aim of Early Childhood Care and Education (ECCE) is to attain optimal outcomes in the following domains:

- ✓ Physical and motor development
- ✓ Cognitive development
- ✓ Social-emotional-ethical development
- ✓ Cultural/Artistic development
- ✓ Development of communication and early language, literacy, and numeracy

Our new series, **Skillment**, is properly graded and contains age-appropriate course material for the learners of Foundational Stage to achieve the aims and objectives outlined in the **National Curriculum Framework (NCF) for Foundational Stage 2022**. The series covers different subjects which are classified under the following categories:

FS 1 (3+ years): Maths, English, EVS, Hindi, Art and Craft, Kavitayen aur Kahaniyan, Rhymes and Stories

FS 2 (4+ years): Maths, English, EVS, Hindi, Art and Craft, Kavitayen aur Kahaniyan, Rhymes and Stories

FS 3 (5+ years): Maths, English, EVS, Hindi, Art and Craft, Kavitayen aur Kahaniyan, Rhymes and Stories

FS 4 (6+ years): Maths, English, EVS, Hindi, English Grammar, Art and Craft, Computer and GK

FS 5 (7+ years): Maths, English, EVS, Hindi, English Grammar, Art and Craft, Computer and GK

Apart from the main books, we are also providing **Workbooks** with Maths, English, EVS and Hindi to learners for extra practice.

The whole set of books for each class also carries a **Teacher's Resource Kit** which contains various kinds of relevant and interesting teaching aid that teachers may use in the classroom.

A **booklet on Social and Emotional Learning (SEL)** including lesson plans is provided for the teachers to inculcate SEL skills in the learners.

Skillment App is for skill building and joyful teaching and learning for teachers and learners.

Web Support

Our web portal pmponline.co.in provides a vital web support to teachers and learners. It includes the following:

- ◆ **Multimedia ebooks:** consist of animation, audio, video, and interactive exercises
- ◆ **Additional worksheets:** printable worksheets for extra practice
- ◆ **Teacher's resource:** comprises lesson plans
- ◆ **Virtual lessons:** consist of pre-recorded video lessons
- ◆ **AR (Augmented Reality) App both for android and iOS:** turns books into smart books with better visualisation and concept clarity

It is a concerted attempt to make the series more useful for the teachers, parents and kids. We hope this series will be quite helpful in achieving the goals set by the NEP 2020. However, we shall appreciate valuable and constructive feedback from teachers and parents to improve the books with every new edition.

—Publishers



Contents



Sr. No.	Chapters	Page No.
1.	Me and My Body	5
2.	My Senses	7
3.	My Safety	8
4.	Keeping Clean	10
5.	Ria's Birthday	11
6.	Good Manners	12
7.	Seasons	13
8.	Food We Eat	14
9.	Clothes	16
10.	House	17
11.	Air, Water and Fire	19
12.	Plants Around Us	20
13.	Animals	21
14.	Our Helpers	22
15.	Means of Transport	23
16.	Festivals	24





1. Me and My Body



Tell about yourself in brief.

- What is your name?
- How old are you?
- In which class do you study?
- What is your section?
- What is your address?



Write the names of the body parts from the Help Box.



.....



.....




.....



.....



.....



.....

Help Box


- Nose
- Mouth
- Foot
- Ear
- Hand
- Fingers





Fill in the blanks with words from the brackets.

- I hold an apple with my (foot/hand)
- I jump with my (legs/hands)
- I use a pencil with my (hand/foot)
- I eat with my (nose/mouth)



Search and circle the names of six body parts in the grid.

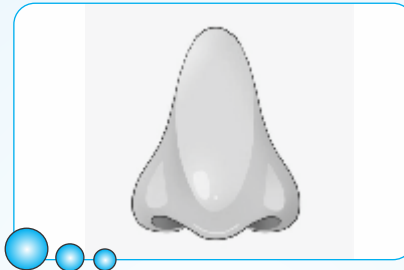
P	C	Q	L	B	D	F	L	P
D	H	M	K	R	I	K	B	M
S	E	S	H	G	H	M	V	N
M	S	N	A	V	Q	B	S	T
K	T	O	N	G	U	E	M	K
R	Q	V	D	M	H	L	Q	R
U	R	M	C	K	P	L	E	G
V	K	J	F	P	J	Y	R	Q
F	I	N	G	E	R	P	T	S



2. My Senses



Write the names of sense organs from the Help Box.



Help Box

- Ear • Skin • Eye
- Nose • Tongue



Match the statements with the names of sense organs.

- The paper feels smooth.
- This fruit is sour.
- You have a sweet voice.
- The pattern is beautiful.
- A foul smell is coming from outside.



- Eyes
- Ears
- Nose
- Tongue
- Skin





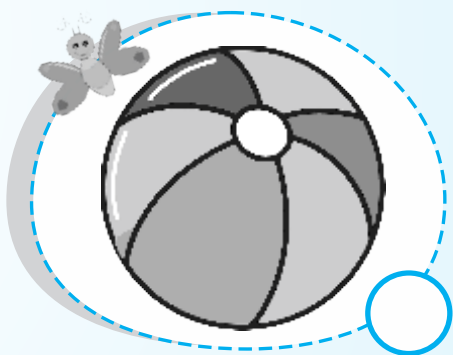

3. My Safety



Write S for safe and U for unsafe activities.



Tick (✓) the things that are safe to play with.






Tick (✓) Yes or No.

- Do you run on the stairs? Yes No
- Do you play on the road? Yes No
- Do you play with sharp or pointed objects? Yes No
- Do you put your head out of a moving vehicle? Yes No
- Do you walk on the footpath? Yes No



Colour the picture using pencil colours.




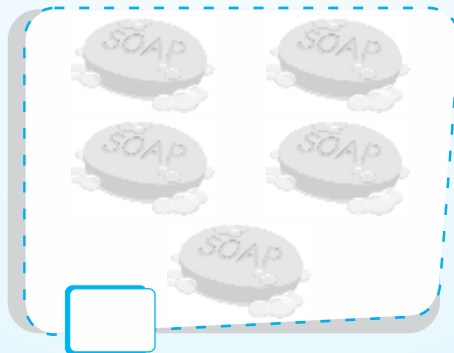
4. Keeping Clean



Tick (✓) for the activities that you do and cross out (X) those that you do not do.



Count the things and write their number.





5. Ria's Birthday

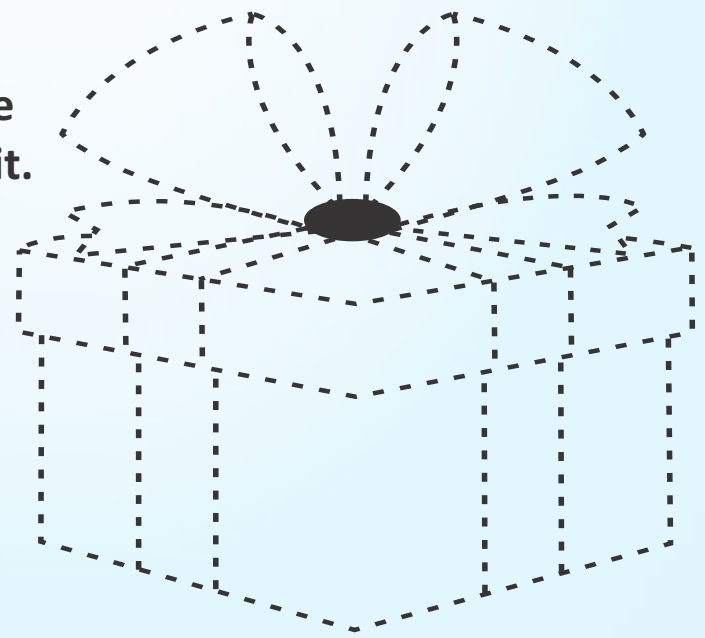


Think and answer the questions.

- How many members are there in your family?
.....
- Do you have a brother or sister?
.....
- Who wishes you first on your birthday?
.....
- Who makes food for you?
.....
- Do you like to spend time with your family?
.....



Trace the dots to complete the drawing. Also, colour it.



6. Good Manners



Match the situations with the correct words.

Situation-1

You see your grandfather after waking up in the morning.

Situation-3

Your friend has wished you on your birthday.

Welcome

Thank you

Good morning

Please

Situation-2

You need to borrow an eraser from your classmate.

Situation-4

Someone thanks you for your help.



Use colours and glitter to decorate this message.

BE POLITE





7. Seasons



Write the names of seasons in the blanks.

Help Box

- summer • winter • rainy • spring




It is the..... season.



It is the..... season.



It is the..... season.



It is the..... season.



Look at the pictures and colour the correct circle.



Summer

Winter

Rainy



Rainy

Summer

Winter



Spring

Summer

Rainy



8. Food We Eat



Write C for Cereal, F for Fruit, V for Vegetable, and S for Spice.

















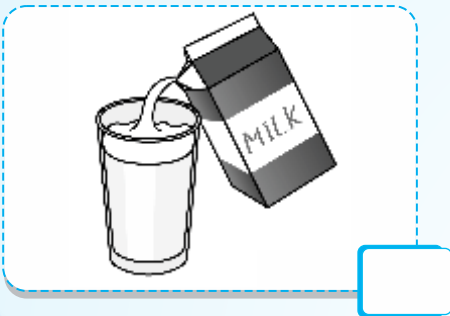
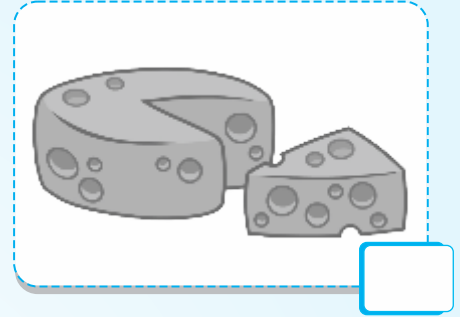

Put a cross (X) for the odd one.

 <input type="checkbox"/>	 <input type="checkbox"/>	 <input type="checkbox"/>	 <input type="checkbox"/>
 <input type="checkbox"/>	 <input type="checkbox"/>	 <input type="checkbox"/>	 <input type="checkbox"/>
 <input type="checkbox"/>	 <input type="checkbox"/>	 <input type="checkbox"/>	 <input type="checkbox"/>
 <input type="checkbox"/>	 <input type="checkbox"/>	 <input type="checkbox"/>	 <input type="checkbox"/>

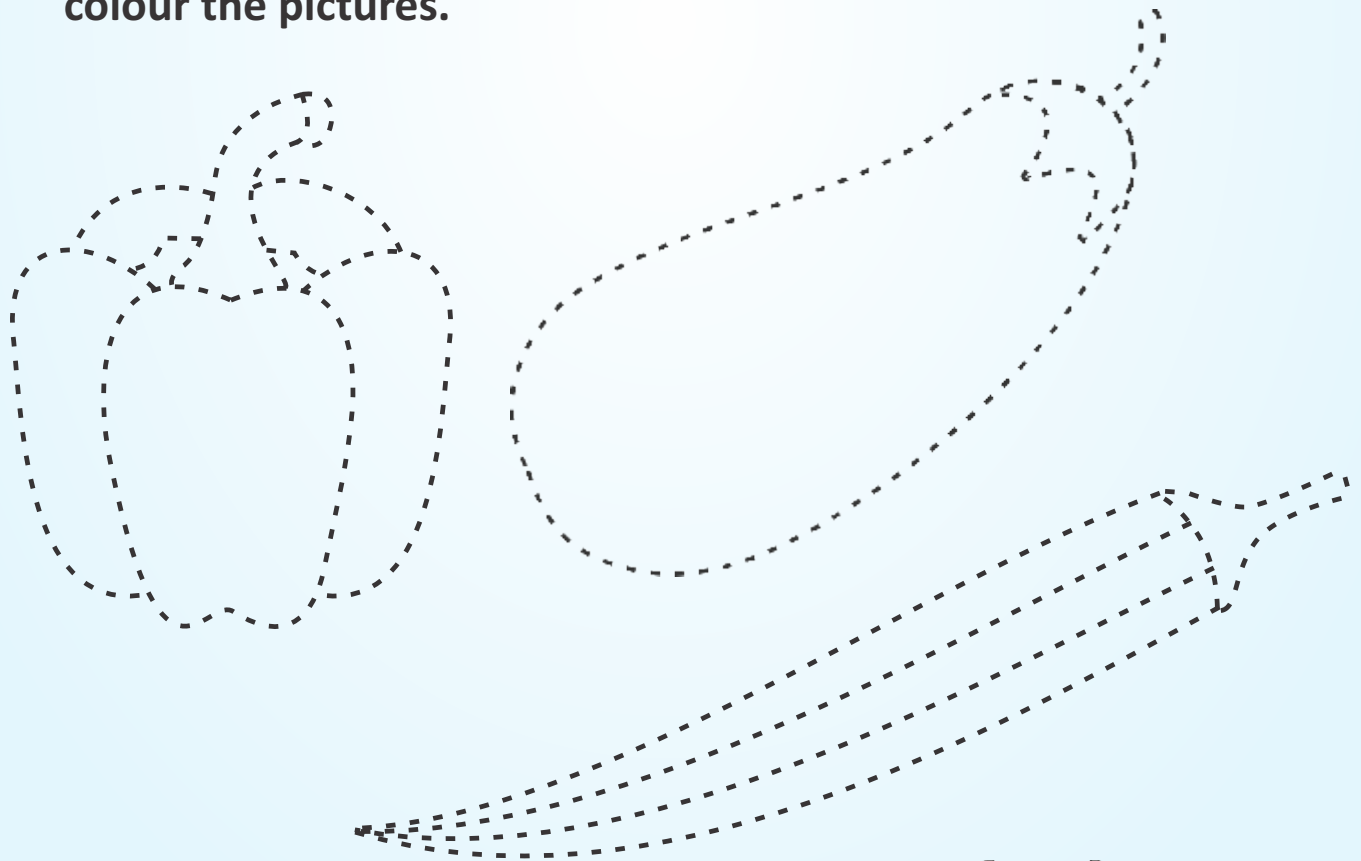




Write P for the food items that come from plants. Write A for those that come from animals.



Trace the dotted lines to complete the drawings. Also, colour the pictures.



9. Clothes



Match the clothes with their names.



Muffler

Gloves




Cap

Top



Trace the dots to complete the drawing. Also, colour it.





10. House



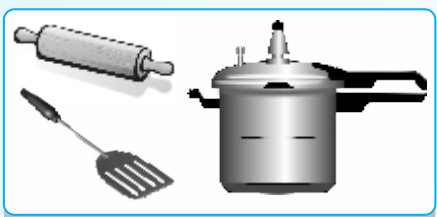
Tick (✓) the rooms in which we see these things.



Kitchen

Bathroom

Bedroom



Bedroom

Living room

Kitchen




Kitchen

Living room

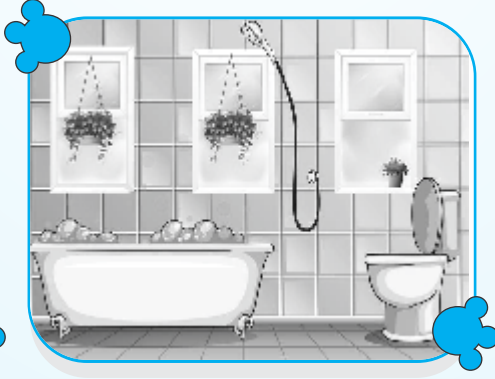
Bathroom



Complete the names of these rooms.



K.....



B.....



B.....






Put a cross (X) against the wrong statements.

- We take dinner in the dining room.
- We cook food in the living room.
- We take a bath in the bathroom.
- We welcome our guests in the living room.



While returning from school, the child has lost the way to his house. Draw a line to show him the way.


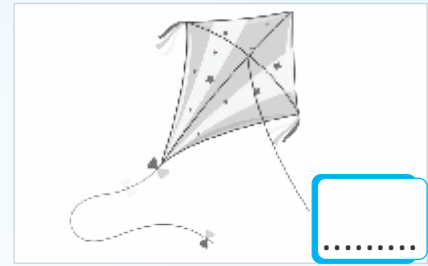




11. Air, Water and Fire



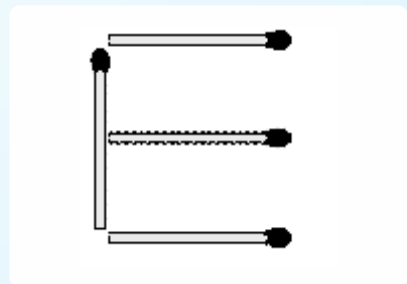
See how air, water and fire are being used for different purposes. Write A for Air, W for Water and F for Fire.



Name the sources of water.



See how matchsticks have been used to form the letter E. Circle the matchstick that you need to remove to form the next letter of the alphabet.



12. Plants Around Us



See the picture and tick (✓) the correct name.



Root

Flower

Fruit



Leaf

Fruit

Root



Flower

Fruit

Root




Fruit

Root

Flower



Colour the plant using pencil colours.








13. Animals




Write P for Pet, D for Domestic and W for Wild animal.



Match the water animals with their names.



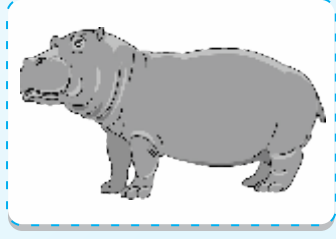
HIPPO



TURTLE



DOLPHIN



OCTOPUS

14. Our Helpers



Fill in the blanks to complete the statements.
Take help from the Help Box.

Help Box

- cakes
- flowers
- aeroplane
- taps and pipes



I fly an

.....
.....



I repair

.....
.....



I bake

.....
.....




I sell

.....
.....



Trace from a to z to draw an aeroplane. Also, colour it as you like.






15. Means of Transport



Write the names of means of transport from the Help Box.



.....



.....



.....



.....

Help Box

- Train • Hot Air Balloon
- Steamer • Car



Search and mark the names of vehicles in the word grid.

D	K	M	L	B	U	S	V	S	T
K	A	E	R	O	P	L	A	N	E
R	X	T	H	A	S	R	T	K	S
V	Y	R	Q	T	D	S	L	W	D
W	T	O	L	C	B	H	Z	S	N
Z	N	P	G	M	L	I	K	J	Q
H	E	L	I	C	O	P	T	E	R
S	C	O	O	T	E	R	V	L	N



16. Festivals




Look at the pictures and complete the names of festivals.



D S S H R



G R U A



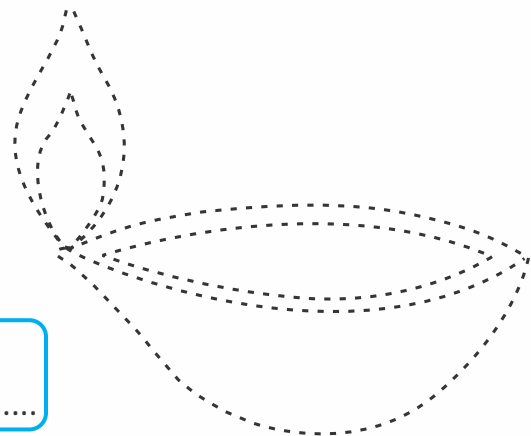
E D



O M



Trace and colour the drawing. Also, write the name of festival it is associated with.



Name of the festival →

